



ZEBRA

# TC8000 Touch Computer

**A REVOLUTIONARY DESIGN DELIVERS REVOLUTIONARY PRODUCTIVITY GAINS...  
ONE MORE HOUR, PER WORKER, PER SHIFT.**

What makes the TC8000 so special? Everything. It's the ground-breaking all new warehouse mobile computer designed to deliver revolutionary productivity increases in the warehouse. In fact, on average, it saves 14% per worker versus the traditional form factors. And it's the only device on the market that simplifies it all — how your workers physically use the device and interact with your warehouse application. The TC8000 minimizes motion with an innovative scan angle that eliminates the thousands of times your workers need to tilt their device to see the screen. We integrated flexible handheld and hands-free scanning for an extra productivity boost — another industry handheld first. It's an amazing 33 percent lighter than the traditional device to minimize fatigue. And then we did something completely unprecedented by a device manufacturer — we integrated a tool that allows you to automatically transform your legacy Terminal Emulation (TE) “green screens” into elegant, graphics-based All-touch TE screens that are not only highly intuitive, but also dramatically reduce the number of interactions required to complete a task — no coding and no modifications to your host application are required. The result? Less time to complete the job and increased productivity. The TC8000 — the next big thing in warehouse mobility, only from Zebra.



## **Superior ergonomics for superior productivity and worker comfort**

The new scan angle eliminates the constant tilting that traditional designs require to view the screen, increasing productivity by 14% through a 55% reduction in wrist motion and a 15% reduction in muscle effort.

## **Enterprise-class Android KitKat**

Mobility Extensions (Mx) transforms Android™ to an enterprise-class OS, providing enterprise-class security, device management and data capture capabilities.

## **Rugged and ready for your warehouse**

The super-rugged design is built for the challenging warehouse environment. With our most extreme impact ratings, the TC8000 operates reliably, even after 2,000 consecutive hits when tumbling and multiple 8 ft./2.4 m drops to concrete. The TC8000 is sealed, ready to handle jetting water and dust. And the TC8000 is built to handle constant temperature swings between extreme heat and cold — ideal in outside yards.

## **Triple-shift battery power and unsurpassed battery management**

With the largest battery in its class, the TC8000 has ample power for three shifts. The PowerPrecision+ battery also provides extensive battery metrics that make it easy to spot and retire aging batteries that can no longer hold a full charge. And the battery can be changed in seconds — without powering down.

## **Capture multiple bar codes and entire forms with a single scan with SimulScan**

SimulScan makes it easy to capture labels on boxes and pallets that contain many bar codes, as well as forms that might also contain needed text fields, check boxes, signatures and more.

## **An industry first — hands-free proximity scanning with a handheld device**

The imager can be automatically triggered by the proximity sensor, whether the TC8000 is worn in the hip holster, on the shoulder strap or in the cart or desktop mount. Two modes

are available — near for close-up scanning from near contact to 6 in./15 cm and far, from contact to 1.96 ft./60 cm.

## **Advanced bar code scanning options**

Our SE4750 imager with proprietary PRZM Intelligent Imaging technology offers unparalleled performance on just about any type of data imaginable — from 1D and 2D bar codes to fully searchable and editable documents. Our SE965 engine provides best-in-class 1D scanning performance, with patented Adaptive Scanning technology that delivers the widest working range in its class. All options capture bar codes in practically any condition.

## **Transform “green screens” to elegant all-touch screens with no host modification or coding**

All-touch TE gives the front end of your Terminal Emulation apps a smart and intuitive touch interface, automatically — and your legacy TE green screens are always available to workers at the press of button. Create custom keyboards for different application screens to simplify data entry. And All-touch TE is pre-loaded and pre-licensed, ready to boost productivity right out of the box.


## **Advanced touchscreen technology for flexible data input**


With our industry leading touch screen technology, workers can use a finger, a stylus or a gloved finger to interact with your apps, complete with multi-touch support.

**INCREASE WORKER PRODUCTIVITY BY 14% IN YOUR WAREHOUSE WITH THE TC8000.**

FOR MORE INFORMATION, VISIT [WWW.ZEBRA.COM/TC8000](http://WWW.ZEBRA.COM/TC8000)  
OR ACCESS OUR GLOBAL CONTACT DIRECTORY AT [WWW.ZEBRA.COM/CONTACT](http://WWW.ZEBRA.COM/CONTACT)

# TC8000 Specifications Chart

PHYSICAL AND ENVIRONMENTAL CHARACTERISTICS	
Dimensions	9.17 in. L x 2.99 in. W x 2.52 in. D 233 mm L x 76 mm W x 64 mm D
Weight	Standard: 17.2 oz./490 g; Premium: 17.6 oz./500 g
Display	800 x 480 pixels; 4.0 in. diagonal; transfective LCD display; 16.7 Million (24-bit) color support; 400 NITS
Touch Panel	Multi-touch projected capacitive; fingertip (bare or gloved) input; conductive stylus supported (sold separately); Corning® Gorilla® Glass
Power	 <b>PowerPrecision+</b> Delivers better battery management; Lithium ion 6700 mAh with hot swap battery backup
Notifications	Audible tone, multi-color LEDs, vibration
Keypad	On-screen keypad
Voice and Audio	Dual speakers, Bluetooth wireless headset support
Expansion	USB, Serial for ISV developers (optional)

PERFORMANCE CHARACTERISTICS	
CPU	Dual core 1.7 GHz processor
Operating System	 Android AOSP 4.4.3 (KitKat) with Mobility Extensions (Mx) for a true enterprise class OS
Memory	1GB RAM; Standard model: 4GB Flash pSLC Premium model: 8GB Flash pSLC
Storage	SDXC compliant micro SD card slot
App Development	EMDK available through Zebra Support Central Web site

DATA CAPTURE	
Scanning Options	SE965: 1D standard range scan engine SE4750 SR or MR: Standard or medium range omnidirectional 1D/2D imaging engine
Camera	8MP autofocus, f/2.4 aperture (optional)
NFC	Multi-protocol NFC (optional)

ZEBRA INTERACTIVE SENSOR TECHNOLOGY	
Light Sensor	Automatically adjusts display backlight
Motion Sensor	3-axis accelerometer; 3-axis gyroscope (optional)
Navigation	Digital compass (optional)
Proximity	Sensor for auto hands free scanning

USER ENVIRONMENT	
Operating Temp.	-4° F to 122° F/-20° C to 50° C
Storage Temp.	-40° F to 158° F/-40° C to 70° C
Humidity	5% to 95% non condensing (condensing resistant optional)
Drop Specification	Multiple 8 ft./2.4 m drop to concrete at room temperature per MIL-STD 810G ; multiple 6 ft./1.8 m drop to concrete across full operating temperature range
Tumble Specification	2,000 3.28 ft./1 m tumbles; meets and exceeds IEC tumble specifications

\* Results are dependent upon use case and scan frequency.

**ACS** PT. AUTOJAYA IDETECH  
PT. SOLUSI PERIFERAL  
www.acsgroup.co.id



**NA and Corporate Headquarters**  
+1 800 423 0442  
inquiry4@zebra.com

**Asia-Pacific Headquarters**  
+65 6858 0722  
contact.apac@zebra.com

**EMEA Headquarters**  
zebra.com/locations  
mseurope@zebra.com










**Latin America Headquarters**  
+1 847 955 2283  
la.contactme@zebra.com

Part number: SS-TC8000 11/15. ©2015 ZIH Corp and/or its affiliates. All rights reserved. Zebra and the stylized Zebra head are trademarks of ZIH Corp registered in many jurisdictions worldwide. All other trademarks are the property of their respective owners.

USER ENVIRONMENT (continued)	
Sealing	IP65
Vibration	Sine 5-2000 Hz, 4g peak, 1 hour per axis; random 20-2000 Hz, 6g RMS or 0.04g2/Hz, 1 hour per axis
Thermal Shock	-40° F to 158° F/-40° C to 70° C rapid transition
Scanner Window	Corning® Gorilla® Glass
Electrostatic Discharge (ESD)	±20kVdc air discharge; ±10kVdc direct discharge; ±10kVdc indirect discharge

WIRELESS LAN	
Radio	IEEE 802.11a/b/g/n/d/h/i
Data Rates	5GHz: 802.11a/n — up to 150 Mbps; 2.4GHz: 802.11b/g/n — up to 72.2 Mbps
Operating Channels	Chan 36 - 165 (5180 - 5825 MHz); Chan 1 - 13 (2412 - 2472 MHz); Actual operating channels/frequencies depend on regulatory rules and certification agency
Security and Encryption	WEP, WPA — TKIP, WPA2- TKIP, WPA2-TKIP AES EAP TTLS, PAP, MSCHAP, MSCHAP v2, PEAPv0-MSCHAPv2, PEAPv1- EAP-GTC, EAP-TLS, EAP-FAST, LEAP
Multimedia	Wi-Fi Multimedia™ (WMM)
Certifications	802.11n, WMM, WMM-PS, CCXv4, Wifi Direct, Wi-Fi Display (Miracast)
Fast Roam	PMKID caching, Cisco CCKM, OKC, 802.11r
Network Connections	Bluetooth; USB 2.0 OTG Host docking interface; 802.11r and 802.11k for enterprise voice roaming included

WIRELESS PAN	
Bluetooth	Bluetooth 4.0 (Bluetooth® Smart technology)

MOBILITY DNA SOLUTIONS		
 All-touch Terminal Emulation	 Enterprise Home Screen	 AppGallery
 Workforce Connect PTT Express	 EDMK	 SwipeAssist
 SimulScan	 StageNow	 TekSpeech Pro*

Mobility DNA solutions help you get more value out of our mobile computers by adding functionality as well as simplifying deployment and management of our mobile devices. For more information on these Zebra-only features, please visit [www.zebra.com/mobilitydna](http://www.zebra.com/mobilitydna)

PERIPHERALS AND ACCESSORIES	
Visit <a href="http://www.zebra.com/tc8000">www.zebra.com/tc8000</a> for a complete list of accessories and peripherals.	

WARRANTY	
Subject to the terms of Zebra's hardware warranty statement, the product is warranted against defects in workmanship and materials for a period of 1 (one) year from the date of shipment. For complete warranty statement, go to: <a href="http://www.zebra.com/warranty">http://www.zebra.com/warranty</a>	

RECOMMENDED SERVICES	
Zebra <i>OneCare</i>	

\* Available Q2'16

## THE TC8000 IS AT HOME IN...

### Warehousing/ Distribution

- Warehouse management
- Truck unload/load
- Picking
- Put away
- Replenishment
- Packing
- Shipping
- Returns processing
- EDI transactions
- Yard management

### Retail

- Back of store/ warehouse management
- Price audits/changes
- Store receiving
- Inventory management
- In-store communications

### Manufacturing

- Inventory management
- Supply-line replenishment
- Parts tracking
- Maintenance/repair operations
- Shop floor communications
- Compliance verification
- Receiving/put away/ shipping

### Third-party Logistics

- Warehouse management